

**GUIDELINES**  
FOR THESIS WRITING  
FACULTY OF ANIMAL AND  
AGRICULTURAL SCIENCES  
2 0 1 9

**FACULTY OF ANIMAL AND AGRICULTURAL SCIENCES  
UNIVERSITAS DIPONEGORO  
SEMARANG  
2 0 1 9**

## FORMAT OF THESIS

In general, thesis writing is comprised of three parts: Opening/ Introductory part (Introduction), Main part (Body), and Ending part (Conclusion). A Standard Format Thesis is presented in the following fashion:

### 1. INTRODUCTORY PART

The introduction of thesis consists of::

- 1.1. Front Cover Page
- 1.2. Title Page
- 1.3. Statement Page
- 1.4. Statement of Originality
- 1.5. Approval Page
- 1.6. Summary
- 1.7. Acknowledgements
- 1.8. Table of Contents
- 1.9. List of Tables
- 1.10. List of Illustrations
- 1.11. List of Appendices

The thesis should be written on an A4 paper, Times New Roman font sized 12 with the format as listed in Appendix 1.

<b>1.1. Front Cover Page</b>	}	<i>Spacing = 3</i>
	}	<i>Spacing = 3</i>

The thesis cover must be hardcover and bound with a perfect binding model (without adhesive tape). The thesis cover must correspond to the color of each Study Program. Bachelor of Animal Science Study Program (**Balinese Brown Color Cow**), Food Technology Study Program (**Yellow Ivory**), Agribusiness Study Program (**Red**), and Agroecotechnology Study Program (**Dark Green**)

The front cover contains the thesis title, the identity of the author, the logo of Universitas Diponegoro, the name of the institution, and the year of thesis completion. The front cover page contains writings printed in black ink and all in uppercase. The next sheet after the front cover is the title page. The title page is the same as that of the front cover page. Between the front cover page and the title page must be given a space with a blank white sheet.

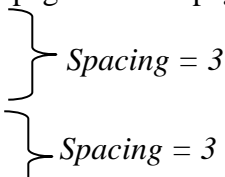
1.2. Title Page } *Spacing = 3*

Title page consists of : } *Spacing = 3*

1. The title should be no more than 20 words and without using abbreviations. The title must describe the purpose of the research to be conducted. The title is written in bold uppercase, font sized 12, single-spaced on the top side, and arranged symmetrically (inverted pyramid).
2. The word THESIS which is placed under the title is written in bold uppercase, font sized 12 and is arranged symmetrically which is between two horizontal lines above and below the word.
3. The name of the student or the identity of the author is written in the full name, without abbreviations, and put symmetrically under the word THESIS

4. The logo of UNDIP. The logo of Universitas Diponegoro is placed under the student's name and has a vertical-horizontal size of 2,5: 2,2 cm. The logo is arranged symmetrically.
5. Name of institution, namely Study Program of .....(Animal Husbandry, Food Technology, Agribusiness, Agroecotechnology) Faculty of Animal and Agricultural Sciences, Universitas Diponegoro Semarang.
6. Year of writing the thesis. The year of thesis completion is located three centimeters from the bottom edge of the paper and is arranged symmetrically. Space between lines is single-spaced.

Sample of front cover page and title page can be seen in appendix 2.

**1.3. Statement page** 

The statement page of the thesis consists of:

1. Title. The font size and writing format are the same as the front page or title page.
2. Author's name. The font size and format for writing student names are the same as the front cover or title page.
3. Student Identification Number. The Student Identification Number is placed under the student's name, arranged symmetrically, using ordinary numbers.
4. The purpose of the thesis is to fulfill academic requirements, namely:

A thesis submitted in partial fulfillment of the requirements for the degree of Bachelor's Degree in Animal Science in the Study Program of ..... (Animal Science, Food Technology, Agribusiness, Agroecotechnology) Faculty of Animal and Agricultural Sciences, Universitas Diponegoro.

(Typed symmetrically under the name and student identification number, single-spaced)

5. Institution Name. The font size and format for writing the name of the institution as well as the year of thesis completion are the same as the title page or front cover.

The example of the statement page can be seen in Appendix 3.

#### **1.4. Statement of Originality**

*Spacing = 3*

*Spacing = 3*

The Statement of Originality contains a written statement from the author that the thesis is one's own original work, not plagiarism or the work of others, and willingness to accept sanctions in the form of cancellation or revocation of the title if it is later proven that the statement is false. This statement page is signed by the student on stamp duty and is known by the supervisor. The statement of originality can be seen in Appendix 4.

*Spacing = 3*

#### **1.5. Approval Page**

*Spacing = 3*

The approval page is signed by the supervisors, Head of Final Thesis Examination Committee, Head of Study Program, Head of Department, and Dean. This page contains title, student name, student identification number, Study Program/Department, Statement of approval of dissertation defense or final oral thesis examination.

1. The title is written entirely in uppercase. If the title is more than one line then use a single space.
2. The student's name should be double-spaced (line spacing = double) below the title and all in uppercase.

3. The student identification number should be double-spaced below the student's name.
4. Study Programs/Departments/Faculties, all of which are written in uppercase.
5. Statement of approval of dissertation defense or final oral thesis examination as follows:

This thesis was defended before the Board of Examiners and declared  
acceptable on.....(Date)

then followed by the place of signing

6. Certificate of approval. Undergraduate Thesis of Study Program of (Animal Science, Food Technology, Agribusiness, Agroecotechnology) is signed by the supervisors, Head of Final Thesis Examination Committee, Head of Study Program, Head of Department, and the Dean.

This thesis was defended before the Board of Examiners and declared  
acceptable on.....(Date)

then followed by the place of signing

The approval page can be seen in appendix 5.

1.6. Summary } *Spacing = 3*

Summary is a summary of the research that covers all the chapters in the thesis. This summary consists of **the name of the student, student identification number, year of thesis completion, the title of the thesis, and the name of thesis supervisor (all written in uppercase)**; research objectives; place and time of the research, research methods, results, and discussion that need to be

highlighted, as well as conclusions and suggestions. It is written without **KEYWORDS.**

The first line of paragraph is indented (1,0 cm) from the left margin of the paper. The summary should be single-spaced and should not exceed 1 (one) page. Spacing between paragraphs is double space. The summary can be seen in Appendix 6

**1.7. Acknowledgements** } *Spacing = 3*

The writing on each page can consist of several paragraphs. The beginning of each paragraph is indented 1 cm. The example can be seen in Appendix 7.

The acknowledgments contain a brief introduction to scientific writing. This page contains the author's expression of gratitude or appreciation to those who have helped in carrying out the research. The example of acknowledgments can be seen in Appendix 8.

**1.8. Table of Contents.** The example can be seen in appendix 9. } *Spacing = 3*

**1.9. List of Tables.** The example can be seen in appendix 10. } *Spacing = 3*

**1.10. List of Illustrations.** The example can be seen in appendix 10. } *Spacing = 3*

**1.11. List of Appendices.** The example can be seen in appendix 10.

**II. MAIN BODY** } *Spacing = 3*

} *Spacing = 3*

The main part or body of the thesis consists of research background, research problems, results of previous research related to the research, explanation of the methods used in carrying out the research, results of observations which analyzed, discussed, and interpreted. The things mentioned above are presented by always paying attention and being consistent from the beginning to the end. The samples of how to write in chapters, sub-chapters, and so on, can be seen in appendix 11.

The text can include tables, illustrations, footnotes (in a table), or formulas. Tables and illustrations should be explained with narrative or captions and placed as close as possible to the part of the text that discusses and refers to them, or their first mention in the text. The tables/illustrations with descriptions and titles must be on one page. The example of the table can be seen in Appendix 12. The example of illustrations can be found in Appendix 13.

The main part or body of the thesis consists of:

1. Introduction
2. Literature Review
3. Materials and Methods
4. Results and Discussion
5. Conclusions and Suggestions

**1. Introduction** } *Spacing = 3*  
 } *Spacing = 3*

This chapter contains a description of the background, reasons, explanations, and objectives of the research conducted. Besides, it also provides



the theoretical background and frameworks, the overview of the research, the approach to the problem, and the expectations to be achieved.

### 1.1. Background

The background contains a description of the research problems. The reason why researchers are interested to conduct the research. It explains why the research is important and needs to be conducted. In the research background, it is also necessary to describe the authenticity of the research ideas by referring to or comparing them with studies that have been conducted by other researchers.

### 1.2. Research objectives and Significance

The research objectives explained in the Research Proposal are to obtaining empirical knowledge that can be used to answer the research problems proposed in the background. In addition, it is also necessary to explain the solid reasons that can support the expected empirical information. The research significance contains the impact of research results.

### 1.3. Hypothesis

Hypothesis is a short statement that is a temporary answer to the problem raised and still has to be proven to be true.

**2. Literature Review** } *Spacing = 3*  
 } *Spacing = 3*

This chapter contains a review of the results of previous research, the opinion of researchers, and theories related to the research problem under study. The literature review is arranged chronologically according to the development of

existing science. It can also describe several supporting theories that can be used to solve research problems and formulate hypotheses. This chapter can also be used to present a theoretical framework that is arranged systematically by paying attention to clear and relevant relationships with the issues being discussed. Discussions and descriptions that deviate from the subject matter being discussed should be avoided. Technically, the literature review can consist of sub-chapters, but avoid going into sub-chapters. In the literature review, the source being studied must be mentioned by including the name of the author and the year of publication. Avoid citing researchers/writers. Examples of several ways to make citations by including the author's name can be seen in Appendix 14. It is recommended to use the **latest journal (last 10 years)**.

### 3. Materials and Methods

} *Spacing = 3*  
 } *Spacing = 3*

The research materials and methods are written to guide the reader to conduct research. This research method also reflects the quality of the thesis by looking at the accuracy of the tools used, the amount of material, measurement methods, and so on. Therefore, research methods must be written clearly and completely.

Research Materials and Methods describe:

3.1. Research Materials including the place and time of research, materials, and tools.

3.2. Research methods including experimental design, research procedures, data collection, as well as parameters/variables observed and how to obtain them.

3.3. Data analysis including mathematical models, statistical hypotheses, hypothesis testing criteria, and statistical analysis used. If using a computerized statistical program. The version of the statistical program used must be written.

### **Experimental Research**

The typical procedure for this type of research is that it needs to be described in detail, especially for experimental research that applies treatment. For example, the type of treatment, experimental design, observed variables, assumptions used, and data analysis techniques used.

### **Observational Research**

For observational research (survey) that does not apply treatment, the methodological formats can be different, namely:

1. Research approach, including the place and time of research, approach research substance, and approach within the analytical framework.
2. Research methods, including sampling techniques for determining the research site, sampling techniques for determining the respondents, determining the observed parameters/variables, and data collection techniques.
3. Data analysis, including observational variable models, statistical hypotheses, and statistical analysis used.

} *Spacing = 3*

In detail, the format of the observational research method includes Theoretical Framework, Time and Place of Research, Research Methods and Sampling, Data Collection Methods, Data Analysis, and Variable Concepts and Measurements. Observational research (survey), in the data analysis method, can also be equipped with boundaries, formulation, or understanding of the terms used

in the research. The use of standardized procedures in research activities (e.g., chemical analysis procedures and statistical analysis) does not need to be described in detail in the research methods chapter, it is simply presented in the Appendix. In contrast, if the research is concerned with the modification of an existing method, the procedures applied during the research must be described, particularly related to the intent of the modification.

**4. Results and Discussion** } *Spacing = 3*  
 } *Spacing = 3*

This chapter is the most important part of the contents of the thesis as a whole because you can see the answers to the problems and hypotheses proposed. Research results can be described together or separately with the discussion, depending on the case and the interests at hand.

The presentation of research results in the thesis must be carried out according to the order of topics and sub-topics in sequence. The presentation in the form of a combination of descriptions, tables, illustrations can be done according to the needs so that it can make it easier for the reader to understand the contents. The presentation of the research results table can be summarized or processed so that it is easy to understand. The table of research results should present the results of statistical tests, based on a significance level of 1% and or 5% used or others according to research interests.

The discussion in the thesis should show a scientific explanation for the results obtained in the research. This objective can be achieved through analysis of causal relationships between variables, interpretation of results, interpolation, intrapolation, generalization of results from sample to population, as well as

theoretical and practical implications of research results. The relationship between variables must be clearly described, supported by statistical data and literature related to the research problem.

## 5. Conclusions and Suggestions

} *Spacing = 3*

} *Spacing = 3*

5.1. Conclusion. Conclusions should be stated specifically and in accordance with the research objectives as stated in the introduction. Conclusions should be drawn based on data and discussion, without statistical justification.

5.2. Suggestion. The author can also include suggestions or recommendations if necessary. These suggestions must be taken based on the results of the study and judgment according to the opinion and thoughts of the researcher.

## III. Ending Part

} *Spacing = 3*

} *Spacing = 3*

The ending part of a thesis supports the main body of the thesis in which consists of::

1. References
2. Appendices
3. Profile

} *Spacing = 3*

## 1. References

} *Spacing = 3*

All sources of information used in the thesis should be listed in the references, but not all sources of information can be listed in the references. Information obtained from oral discussions and newspapers should not be included in the references but should be included in footnotes. Scientific works such as dissertation/thesis, although not published can be used as a reference and

written in the references by including the information “not published”. However, reports on research results (from teaching staff) that are not published should be avoided because they are “legally” not tested. Likewise, Popular Books and written summaries of lectures, and citations from Blogs are prohibited from being used. An example of a reference can be seen in Appendix 15.

## 2. Appendices

*Spacing = 3*

*Spacing = 3*

An appendix contains material or information that is not included in the main body or text because it can interfere with the cohesiveness of the description. The appendix is aimed to help readers easily obtain clarity and understanding of the contents of the thesis. Information that is not required in the text does not need to be attached. Appendices should be arranged in accordance with the order of the text (writing hierarchy).

Materials that are generally contained in the Appendix are:

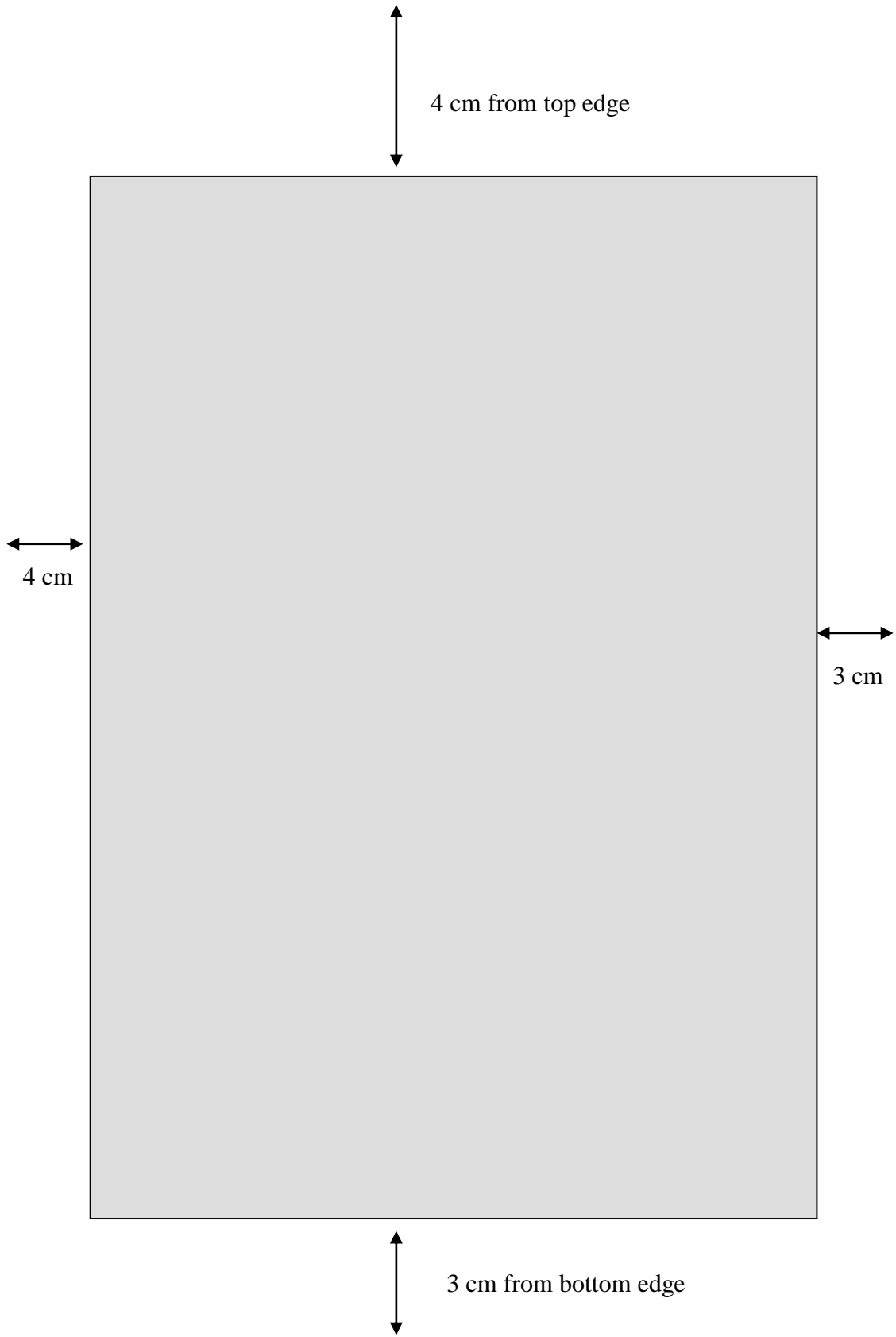
1. Supporting data, for example, secondary data
2. Sampling procedure
3. Sample analysis procedure
4. Questionnaire
5. Complex statistical procedures (e.g, ANOVA)
6. Map
7. Chemical analysis results

### 3. Author Profile

} *Spacing = 3*

The author's profile is presented briefly, especially the place, date of birth, education, and occupation (if any). An example of the author's profile can be seen in Appendix 16.

Appendix 1. Typing Format





Appendix 2.1. Sample of Front Cover Page (Color: **Balinese Brown Cow**;  
Font: Bold)

**THE RESULTS OF ARTIFICIAL INSEMINATION OF BEEF CATTLE IN  
DRY AGROECOSYSTEM AREA OF CENTRAL JAVA**

*(Should be typed in bold uppercases, single-spaced, and arranged in inverted  
pyramids)*

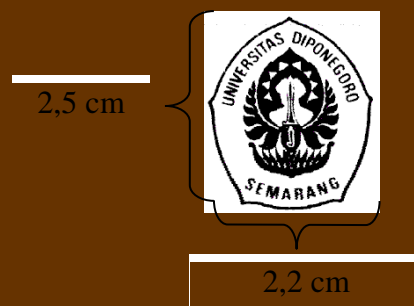
---

**THESIS**

---

**By**

**PUTRA PERDANA**



**STUDY PROGRAM OF ANIMAL SCIENCE  
FACULTY OF ANIMAL AND AGRICULTURAL SCIENCES  
UNIVERSITAS DIPONEGORO  
SEMARANG  
2019**

*(Bold uppercase, single-spaced)*

Appendix 2.2. Sample of Front Cover Page (Color: **Red**;  
Font: *Bold*)

**EFFICIENCY OF PRODUCTION OF ORGANIC RICE FARMING  
IRRIGATION SYSTEM AT AL-BAROKAH FARMING GROUP  
IN SEMARANG REGENCY**

*(All words typed in Bold uppercase, single-spaced)*

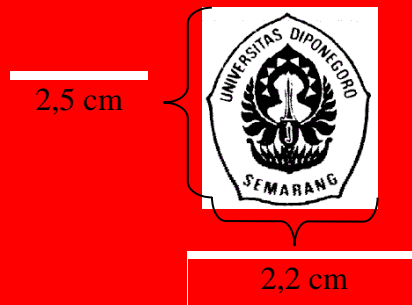
---

**THESIS**

---

**By**

**SABDA ALAM**



**STUDY PROGRAM OF AGRIBUSINESS  
FACULTY OF ANIMAL AND AGRICULTURAL SCIENCES  
UNIVERSITAS DIPONEGORO  
SEMARANG  
2019**

*(Bold uppercase, singles-spaced)*

Appendix 2.3. Sample of Front Cover Page (Color: **Dark Green**;  
Font: *Bold*)

**GROWTH AND PRODUCTION OF OKRA (*Abelmoschus esculentus*)  
AT DIFFERENT LEVELS OF NITROGEN FERTILIZATION AND  
PLANTING DISTANCE**

*(Bold uppercase, single-spaced, and arranged in inverted pyramids)*

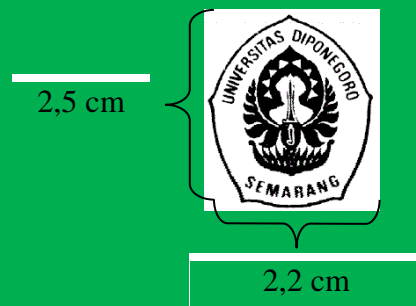
---

**THESIS**

---

**By**

**PUTRA PERDANA**



**STUDY PROGRAM OF AGROECOTECHNOLOGY  
FACULTY OF ANIMAL AND AGRICULTURAL SCIENCES  
UNIVERSITAS DIPONEGORO  
SEMARANG  
2019**

*(Bold uppercase, single-spaced)*



Appendix 2.4. Sample of Front Cover Page (Color: Yellow Ivory, Font: Bold)


**DECREASED LEVELS OF SODIUM CHLORIDE (NaCl) USING W/O/W  
DOUBLE EMULSION APPLICATIONS ON PHYSICOCHEMICAL  
CHARACTERISTICS OF INSTANT NOODLE SEASONING**

*(Bold uppercase, single-spaced)*

**THESIS**

**By**

**IRENE RARAS NAWANGSASI**



**STUDY PROGRAM OF FOOD TECHNOLOGY  
FACULTY OF ANIMAL AND AGRICULTURAL SCIENCES  
UNIVERSITAS DIPONEGORO  
SEMARANG  
2019**

*(Bold uppercase, single-spaced)*

Appendix 3.1. Sample of Statement Page (Not Bold)

THE RESULTS OF ARTIFICIAL INSEMINATION OF BEEF CATTLE IN  
DRY AGROECOSYSTEM AREA OF CENTRAL JAVA

By

DEWI SRI HARTATIK  
NIM : 23010110141032

A thesis submitted in partial fulfillment of the requirements for the degree of  
Bachelor's Degree in Animal Science in the Study Program of Animal Science  
Faculty of Animal and Agricultural Sciences Universitas Diponegoro

STUDY PROGRAM OF ANIMAL SCIENCE  
FACULTY OF ANIMAL AND AGRICULTURAL SCIENCES  
UNIVERSITAS DIPONEGORO  
S E M A R A N G  
2019

Appendix 3.2. Sample of Statement Page (Not Bold)

EFFICIENCY OF PRODUCTION OF ORGANIC RICE FARMING  
IRRIGATION SYSTEM AT AL-BAROKAH FARMING GROUP  
IN SEMARANG REGENCY

By

SABDA ALAM  
NIM: 23040113140001

A thesis submitted in partial fulfillment of the requirements for the degree of  
Bachelor's Degree in Agriculture in the Study Program of Agribusiness  
Faculty of Animal and Agricultural Sciences Universitas Diponegoro

STUDY PROGRAM OF AGRIBUSINESS  
FACULTY OF ANIMAL AND AGRICULTURAL SCIENCES  
UNIVERSITAS DIPONEGORO  
S E M A R A N G  
2019

Appendix 3.3. Sample of Statement Page (Not Bold)

GROWTH AND PRODUCTION OF OKRA (*Abelmoschus esculentus*)  
AT DIFFERENT LEVELS OF NITROGEN FERTILIZATION AND  
PLANTING DISTANCE

By

JESSICA RADITYA  
NIM: 23030113130080

A thesis submitted in partial fulfillment of the requirements for the degree of  
Bachelor's Degree in Agriculture in the Study Program of Agroecotechnology  
Faculty of Animal and Agricultural Sciences Universitas Diponegoro

STUDY PROGRAM OF AGROECOTECHNOLOGY  
FACULTY OF ANIMAL AND AGRICULTURAL SCIENCES  
UNIVERSITAS DIPONEGORO  
S E M A R A N G  
2019

Appendix 3.3. Sample of Statement Page (Not Bold)

DECREASED LEVELS OF SODIUM CHLORIDE (NaCl) USING W/O/W  
DOUBLE EMULSION APPLICATIONS ON PHYSICOCHEMICAL  
CHARACTERISTICS OF INSTANT NOODLE SEASONING

*(Not all bold uppercase, single-spaced)*

By

IRENE RARAS NAWANGSASI  
NIM : 23020113130058

A thesis submitted in partial fulfillment of the requirements for the degree of  
Bachelor's Degree in Agricultural Technology in the Study Program of Food  
Technology  
Faculty of Animal and Agricultural Sciences Universitas Diponegoro

STUDY PROGRAM OF FOOD TECHNOLOGY  
FACULTY OF ANIMAL AND AGRICULTURAL SCIENCES  
UNIVERSITAS DIPONEGORO  
SEMARANG  
2019

*(all words should be uppercase, single-spaced, not bold)*



## Appendix 4.1. Sample of Statement of Originality

**STATEMENT OF ORIGINALITY**

Hereby, I :

Name : Dewi Sri Hartatik  
 N I M : 23010110141032  
 Study Program : Bachelor of Animal Science


declare that :

1. Thesis entitled **Effect of Addition of Soursop Leaf powder (*Annona muricata* Linn) on the Utilization of Protein, Protein Mass, and Calcium Mass of Super-Grower Free Range Chicken Meat** and related research is the sole work of mine.
2. All sources either cited or referred from the work of others in the form of publications or other forms in this thesis have been properly acknowledged in accordance with standard procedures of scientific disciplines.
3. I also acknowledge that this thesis can be done properly thanks to the full guidance and support of the Supervisor, namely: **Ir. Ismari Estiningdriati, M.Si.** dan **Prof.Dr.Ir. Vitus Dwi Yuniyanto B. I., M.S., M.Sc.**

If at a later time it is found that this thesis is a product of plagiarism or find things that indicate academic fraud has been committed, the author is willing to withdraw the bachelor's degree that the author has obtained in accordance with the provisions of the Study Program of Animal Science, Faculty of Animal and Agricultural Sciences, Universitas Diponegoro.

Semarang, (thesis completion date)

Author,



Dewi Sri Hartatik

Acknowledged by,

Supervisor

Co-Supervisor

Ir. Ismari Estiningdriati, M.Si.

Prof.Dr.Ir. Vitus Dwi Y. B. I., M.S., M.Sc.

## STATEMENT OF ORIGINALITY

Hereby, I :

Name : Sabda Alam  
 NIM : .....  
 Study Program : Bachelor of Agribusiness

declare that :

1. Thesis entitled :  
**Efficiency of Production of Organic Rice Farming Irrigation System at Al-Barokah Farming Group in Semarang Regency**, and related research is the sole work of mine.
2. All sources either cited or referred from the work of others in the form of publications or other forms in this thesis have been properly acknowledged in accordance with standard procedures of scientific disciplines.
3. I also acknowledge that this thesis can be done properly thanks to the full guidance and support of the Supervisor, namely:..... **(Bold)** and

Semarang, September 2016

Author,

Sabda Alam

Acknowledged by,

Supervisor

Co-Supervisor

.....

.....

## Appendix 4. Sample of Statement of Originality

**STATEMENT OF ORIGINALITY**

Hereby, I :

Name : Ziadatul Choirum Nikmah  
 N I M : 23030113130078  
 Study Program : Bachelor of Agroecotechnology

declare that:

1. Thesis entitled **The application of *Naphthalene Acetic Acid* ( NAA) and Silica to the Growth of Moon Orchid (*Phalaenopsis amabilis* L) at Acclimatization Stage** and related research is the sole work of mine.
2. All sources either cited or referred from the work of others in the form of publications or other forms in this thesis have been properly acknowledged in accordance with standard procedures of scientific disciplines.
3. I also acknowledge that this thesis can be done properly thanks to the full guidance and support of the Supervisor, namely: **Dr. Ir. Widyati Slamet, M.P** dan **Dr. Ir. Budi Adi Kristanto, M.S.**

If at a later time it is found that this thesis is a product of plagiarism or find things that indicate academic fraud has been committed, the author is willing to withdraw the bachelor's degree that the author has obtained in accordance with the provisions of the Study Program of Agribusiness, Faculty of Animal and Agricultural Sciences, Universitas Diponegoro.

Semarang, (Thesis completion date)

Author,

Duty Stamp
---------------

Ziadatul Choirum Nikmah

Acknowledged by,

Supervisor

Co-Supervisor

Dr. Ir. Widyati Slamet, M.P.

Dr. Ir. Budi Adi Kristanto, M.S.

## STATEMENT OF ORIGINALITY

Hereby, I :

Name : Irene Raras Nawangsasi  
NIM : 23020113130058  
Study Program : Bachelor of Food Technology

declare that :

1. Thesis entitled:

**Decreased Levels of Sodium Chloride (NaCl) Using W/O/W Double Emulsion Applications on Physicochemical Characteristics of Instant Noodle Seasoning**, and related research is the sole work of mine.

2. All sources either cited or referred from the work of others in the form of publications or other forms in this thesis have been properly acknowledged in accordance with standard procedures of scientific disciplines.
3. I also acknowledge that this thesis can be done properly thanks to the full guidance and support of the Supervisor, namely: **Dr. Ir. Antonius Hintono, M.P.** dan **Dr. Yoyok Budi Pramono, S.Pt., M.P.**

Semarang, May 2017

Author,

Irene Raras Nawangsasi

Acknowledged by,

Supervisor

Co-Supervisor

Dr.Ir. Antonius Hintono, M.P.

Dr. Yoyok Budi Pramono, S.Pt., M.P.

Appendix 5. Sample of Approval Page (from Supervisors, Head of Final Thesis Examination Committee, Head of Study Program, Head of Department, and the Dean )

Title of Thesis : THE RESULTS OF ARTIFICIAL  
INSEMINATION OF BEEF CATTLE IN  
DRY AGROECOSYSTEM AREA OF  
CENTRAL JAVA } Spacing= 2

Name : DEWI SRI HARTATIK

Student ID Number/NIM : 23010110141032

Study Program/Department : ANIMAL SCIENCE/ANIMAL SCIENCE

Faculty : ANIMAL AND AGRICULTURAL  
SCIENCES

This thesis was defended before the Board of Examiners and declared acceptable  
on .....(Date)

Supervisor	Co-Supervisor	} Spacing= 3
.....	.....	} Spacing= 6
Head of Study Program	Head of Final Thesis Examination Committee	} Spacing= 3
.....	.....	} Spacing= 6
Dean	Head of Department	} Spacing= 3
.....	.....	} Spacing= 6

Note: All names are written without Employee ID Number (NIP)

Appendix C4.6. Sample of Approval Page (from the Supervisors, the Head of Study Program, and the Dean)

Title of Thesis :EFFICIENCY OF PRODUCTION OF ORGANIC RICE FARMING AT AL- BAROKAH FARMING GROUP IN SEMARANG REGENCY

Name : SABDA ALAM

Student ID Number/ NIM : 23040113140001

Study Program/Department : AGRIBUSINESS/AGRICULTURE

Faculty : ANIMAL AND AGRICULTURAL SCIENCES

This thesis was defended before the Board of Examiners and declared acceptable on .....(Date)

Supervisor *Spacing = 3*  
Co-Supervisor

..... *Spacing = 4*  
.....

*Spacing = 3*

Head of Study Program Head of Final Thesis Examination Committee

..... *Spacing = 4*  
.....

Dean *Spacing = 3*  
Head of Department  
*Spacing = 4*

.....  
.....

Appendix 5. Sample of Approval Page (from Supervisors, Head of Final Thesis Examination Committee, Head of Study Program, Head of Department, and the Dean )

Title of Thesis : GROWTH AND PRODUCTION OF OKRA (*Abelmoschus esculentus*) AT DIFFERENT LEVELS OF NITROGEN FERTILIZATION AND PLANTING DISTANCE

Name : JESSICA RADITYA

Student ID Number/NIM : 23030113130080

Study Program/Department : AGRORCOTECHNOLOGY/AGRICULTURE

Faculty : ANIMAL AND AGRICULTURAL SCIENCES

This thesis was defended before the Board of Examiners and declared acceptable on .....(Date)

Supervisor	Co-Supervisor	} Spacing= 3
.....	.....	
Head of Study Program	Head of Final Thesis Examination Committee	} Spacing= 6
.....	.....	
Dean	Head of Department	} Spacing= 3
.....	.....	
		} Spacing= 6

Note: All names are written without Employee ID

Sample of Approval Page

**CERTIFICATE OF APPROVAL**

Title of Thesis : DECREASED LEVELS OF SODIUM CHLORIDE (NaCl) USING W/O/W DOUBLE EMULSION APPLICATIONS ON PHYSICOCHEMICAL CHARACTERISTICS OF INSTANT NOODLE SEASONING

Name : IRENE RARAS NAWANG SASI

Student ID Number/NIM : 23020113130058

Study Program/Department : FOOD TECHNOLOGY/AGRICULTURAL TECHNOLOGY

Faculty : ANIMAL AND AGRICULTURAL SCIENCES

This thesis was defended before the Board of Examiners and declared acceptable on .....(Date)

Supervisor	Co-Supervisor	} Spacing= 3
.....	.....	} Spacing= 6
Head of Study Program	Head of Final Thesis Examination Committee	} Spacing= 3
.....	.....	} Spacing= 6
Dean	Head of Department	} Spacing= 3
.....	.....	} Spacing= 6

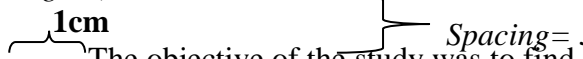


## Appendix 6. Sample of Summary

**SUMMARY**

**DEWI SRI HARTATIK.** 23010110141032.2016. The Quality of Silage of Corn Straw Waste Due to the Use of Lactic Acid Bacteria (Supervisor: **ISMARI ESTRININGDRIATI**; Co-Supervisor: **VITUS DWI YUNianto B. I.**)

*(Student's name and Supervisors should be written in Bold uppercase without a degree)*

**1cm**  *Spacing= 3*  
 The objective of the study was to find out the effect of lactic acid bacteria as inoculum on the quality of corn straw. The research was conducted at the Food Technology Laboratory, Faculty of Animal Science and Agricultural Sciences, Universitas Diponegoro from April – June 2012.

The research design used was a completely randomized basic design with a factorial pattern and the treatment of the type of bacteria (*Lactobacillus collinoides* dan *Lactobacillus delbrueckii*) as the first factor. While the incubation time of 5, 10, 15, 20 days serve as the second factor. Each treatment was repeated three times. Parameters observed were temperature, pH, butyric acid content, lactic acid content, dry matter content, organic matter, and crude protein.

The results found that lactic acid bacteria affect the quality of corn straw silage, incubation time affects the quality of silage, and interactions between types of bacteria and incubation time had a significant effect ( $p < 0,05$ ) on the quality of silage. *Lactobacillus delbrueckii* was more effective in conditioning the ensilage process at low temperature, low pH, low butyric acid content, and high lactic acid content ( $p < 0,05$ ). The silage was ripened for 10 days which resulted in the best quality of silage. *Lactobacillus delbrueckii* was significantly able to reduce the level of decrease in dry matter, organic matter, and crude protein content compared to *Lactobacillus collinoides*. *Lactobacillus delbrueckii* can accelerate the decline in the quality and nutritional value of silage in 10 days compared to *Lactobacillus collinoides* which took 15 days.

It can be concluded that *Lactobacillus delbrueckii* can be used for making corn straw silage.

- 1. Conclusions in the Summary must be the same as the Conclusions in CHAPTER V**
- 2. Summary should be written without keywords**

## Appendix C4.7. Sample of Abstract

**EFFICIENCY OF PRODUCTION OF ORGANIC RICE FARMING  
IRRIGATION SYSTEM AT AL-BAROKAH FARMER GROUP  
IN SEMARANG REGENCY**

**By:  
Sabda Alam**

**ABSTRACT**

Research on the efficiency of production of organic rice farming irrigation system was conducted from November – December 2015 at the Al-Barokah Farmers Group in Semarang Regency. The research site was determined using purposive sampling with consideration of agroecosystem conditions (AEZ) where farmers used an organic farming approach. The objective of the study was to determine the rationality of farmers in using production factors. Analysis of the factors that affect the production using multiple linear regression and followed by allocative efficiency test. The results of the analysis of production function found that seeds, fertilizers, labor, and harvested area have a positive effect on rice production where an increase in production can still be achieved by adding these production factors. The results of the allocative efficiency test show that to earn maximum income, farmers need to reduce the use of seeds, fertilizers, and labor, as well as the need to expand the planting area.

Keywords: efficiency, irrigation, farmer group, organic rice.

Appendix 6. Sample of Summary

**SUMMARY**

Spacing= 3

**JESSICA RADITYA**. 23030113130080. 2017. The Growth and Production of Okra (*Abelmoschus esculentus*) at Different Levels of Nitrogen Fertilization and Planting Distance. Supervisor: **ENDANG DWI PURBAYANTI**; Co-Supervisor: **WIDYATI SLAMET**

*(Student's name and Supervisors should be written in Bold uppercase without a degree)*

**1cm**  
The objective of the study was to determine the growth and production of okra at different levels of nitrogen (N) fertilization and planting distance. The study was conducted at the research field and the Plant Production and Ecology Laboratory, Faculty of Animal and Agricultural Sciences, Universitas Diponegoro from February – May 2017

The research design used was a completely randomized basic design with a factorial pattern and the fertilizer doses of N (0, 50, 100, 150 kg N/ha) as the first factor. While the planting distance treatments (50 x 50 dan 50 x 75 cm) serve as the second factor. . Each treatment was repeated three times. Parameters observed were plant height, number of leaves, short flowering time, short podding time, pod length, pod diameter, pod weight, and production.

The results showed that .....

.....  
.....  
.....  
.....  
.....

**Conclusion**

.....  
.....  
.....

**1. Conclusions in the Summary must be the same as the Conclusions in CHAPTER V**  
**2. Summary should be written without keywords**

## Appendix 6. Sample of Summary

### SUMMARY

**IRENE RARAS NAWANGSASI.** 23020113130058. 2017. Decreased Levels of Sodium Chloride (NaCl) using W/O/W Double Emulsion Applications on Physicochemical Characteristics of Instant Noodle Seasoning (Supervisor: **ANTONIUS HINTONO**; Co-Supervisor: **YOYOK BUDI PRAMONO**).

This study was conducted for 5 months, from December 2016 – April 2017 at the Chemical Research Center of the Indonesian Institute of Sciences (LIPI), South Tangerang, Banten, and the Olympus Bio-Imaging Center Laboratory, Universitas Indonesia, Depok. The objective of the study was to observe and evaluate the physicochemical characteristics which include particle size, pH value, viscosity, morphology, encapsulation efficiency of W/O/W double emulsion in instant noodle seasoning based on the differences in NaCl content and storage temperature for 3 weeks of storage.

The experiment was conducted to test 2 treatment factors based on the NaCl levels which are 0%; 0,2%; 0,4%; 0,6%; 0,8%, 1%, and storage temperatures which are 4°C (low temperature), 25°C (room temperature), and 40°C (high temperature). The materials used in the double emulsion are NaCl, gelatin, soybean oil, Span 80, Tween 80, gum arabic, aquademineral, soy protein isolate. The ingredients used in making the seasoning are garlic powder, onion powder, dried parsley leaves, liquid sugar, powdered chicken broth, white pepper powder, maltodextrin, and soy sauce. The method of making double emulsions is double emulsification using an Ultraturrax homogenizer. Primary emulsification is used to produce W/O emulsion and is followed by secondary emulsification to produce W/O/W. The method of making seasoning is mixing basic seasoning and double emulsion using a magnetic stirrer. Samples are categorized into 2 groups including double emulsion W/O/W and double emulsion W/O/W in instant noodle seasoning. The samples of W/O/W emulsion and seasonings were stored for 3 weeks. Characteristic tests including particle size, pH value, viscosity, morphology, and encapsulation efficiency were conducted before storage for up to 3 weeks of storage. The results are interpreted descriptively.

The results found that the particle size, viscosity, morphology, and efficiencies of double emulsion and seasoning were affected by NaCl content and storage temperature. NaCl content of 0,4% is effective in maintaining the particle size of the emulsion and NaCl content of 0,6-0,8% for seasoning. NaCl 1% is the best treatment to maintain the viscosity, morphology, and encapsulation efficiency of emulsions and seasonings at the three storage temperatures. The pH value of the emulsion tends to increase while the seasoning decreases during storage. Low temperature is the optimum temperature in maintaining particle size, emulsion viscosity, and seasoning. Room temperature and high temperature are quite good in increasing encapsulation efficiency and maintaining the structure of the emulsion and seasoning. In conclusion, overall, double emulsions break down faster than seasonings

Appendix 7. Sample of Writing at the Beginning of Paragraph

1 cm

Results-----  
-----  
-----  
-----  
-----  
-----  
-----  
-----  
-----

In preparing the writing-----  
-----  
-----  
-----  
-----  
-----  
-----  
-----

Material presentation format-----  
-----  
-----  
-----  
-----  
-----  
-----

## Appendix 8. Sample of Acknowledgement

**ACKNOWLEDGEMENT**

The use of Prostaglandin- $F_{2-\alpha}$  ( $PGF_{2-\alpha}$ ) has been known to treat several cases of sterility in livestock. Synchronization of lust or estrus using  $PGF_{2-\alpha}$  has a significant impact in helping breeders in estrus synchronization. It is necessary to find the best method to use  $PGF_{2-\alpha}$  efficiently. The objective of this study is to find an efficient method of administering  $PGF_{2-\alpha}$  so that it may be affordable for breeders.

Contains the specifications of the research conducted

The author would like to express her gratitude to Prof.Dr. Soedarsono, M.S. as Supervisor and Ir. Bambang Sudarmoyo, M.S. as Co-supervisor for his guidance, advice, and correction during the writing process so that this thesis can be completed. The author would like to say thank you to Drh. Kasbullah, Head of the Central Java Livestock Office, and Mr. Karyanto, the Head of the Ungaran Artificial Insemination Center, and the staff for their assistance.

Contains gratitude to all parties involved during the research to the implementation of the thesis examination, including the names of the two examiners

To the Dean of the Faculty of Animal and Agricultural Sciences, Head of Department of Animal Science, Head of Study Program of Animal Science Universitas Diponegoro, Head of the Laboratory and staff, the authors also would like to say thank you for the guidance and opportunities while studying at this university. The author hopes that this research can give a contribution to the readers and is useful for future researchers.

Semarang, (Date of thesis completion MM/YYYY)

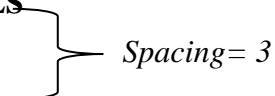
Author

Page Numbers should be written using Roman Letters in Lower Right, starting from page vi in the ACKNOWLEDGEMENT to LIST OF APPENDICES

## Appendix 9. Sample of Table of Contents

<b>TABLE OF CONTENTS</b>		Page numbers are right- aligned
	} <i>Spacing= 3</i>	↓
ACKNOWLEDGEMENT.....		Page } <i>Spacing = 2</i> vi
LIST OF TABLES .....		vii
LIST OF ILLUSTRATIONS.....		viii
LIST OF APPENDICES.....		ix
CHAPTER I INTRODUCTION.....		1
CHAPTER II LITERATURE REVIEW.....		2
<i>Spacing= 2</i> } 2.1. The Role of Animal Science in Supporting		} <i>Spacing= 1</i>
<i>Spacing= 1,5</i> } National Development.....		
2.2. The Relationship of Animal Sciences with		
Other Sciences.....		
CHAPTER III MATERIALS AND METHODS .....		
3.1. Materials.....		
CHAPTER IV RESULTS AND DISCUSSION .....		
4.1. ....		
CHAPTER V CONCLUSIONS AND SUGGESTIONS.. ..		
5.1. Conclusions.....		
5.2. Suggestions .....		
REFERENCES .....		
APPENDICES .....		
AUTHOR PROFILE .....		

## Appendix 10. Sample of List of Tables

**LIST OF TABLES**


*Spacing= 3*

Number

Page

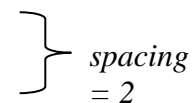
1. Nutrient Content of Experimental Ration.....
2. The Population of Duck Livestock per Regency at Regional Level II (Dati II) in Central Java in 1987.....
3. Data on the Distribution of American Brahman Cattle in Central Java in 2015.....
4. Etc .....

9

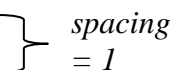
etc

etc

etc



*spacing = 2*



*spacing = 1*

LIST OF ILLUSTRATIONS and LIST OF APPENDICES are made in the same format as the sample of the LIST OF TABLES



## Appendix 11. Sample of Sub-Chapter Placement

**CHAPTER III**

} Spacing = 3

**TITLE OF CHAPTER**

(Should be in uppercase, symmetrical bold, without full-stop) } Spacing = 3

**3.1. Title of Sub-Chapter** here (example: **Frozen Cement**)

} Spacing = 3

This page shows us how to place or type chapter titles, subchapters, and so on. The title of the sub-chapter is typed starting from the left edge. The first sentence in the sub-chapter is located on the next line and indented with a line spacing of 3 from it.

} Spacing = 3

**3.1.1. Title of Sub-subchapters** (example: **Frozen Cement of Cattle Beef**)

} Spacing = 3

The title of the Sub-subchapters as shown above starts from the left edge. The placement of the paragraph is the same as the subchapter above.

## Appendix 12. Sample of Tables

Table 1. Body Weight Gain Due to Differences in Protein Levels and Addition of Methionine in the Ration } Spacing = 1,5 } Spacing = 1

Addition of Methionine (%)	Crude Protein Level of Ration (g)			Mean
	13	16	19	
0,00	34	146	172	117,3 <sup>d</sup>
0,05	71	153	220	148,4 <sup>c</sup>
0,10	112	194	197	167,9 <sup>a</sup>
0,15	112	160	201	157,5 <sup>b</sup>

Different superscripts in the same column show significant differences (P<0,05)

All information below the table should be in FONT TNR; SIZE 10

Table 2. Kayambang Nutrient Content (*Salvinia molesta*) } Spacing = 1,5

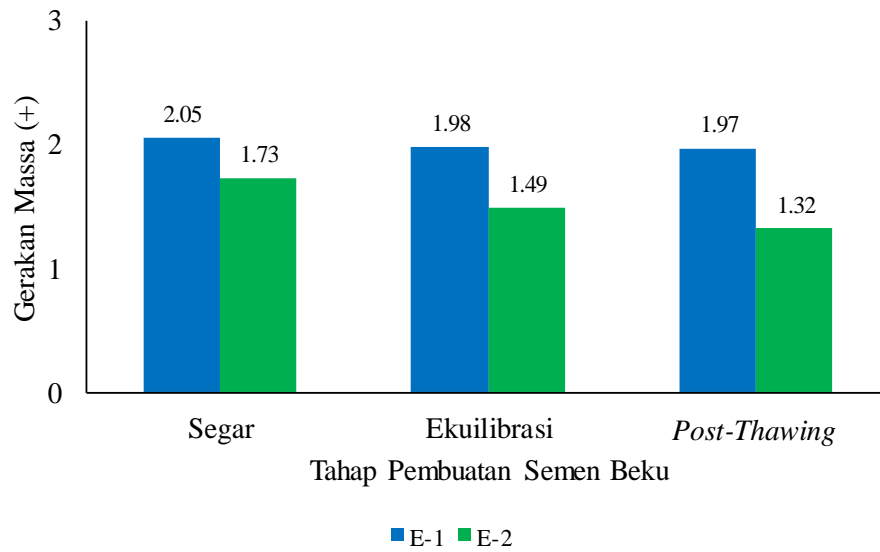
Nutrients	Contents
Metabolic Energy (kcal/kg) <sup>1)</sup>	2.200,000
Crude Protein (%) <sup>2)</sup>	15,900
Crude Fat (%) <sup>2)</sup>	2,100
Crude fiber (%) <sup>2)</sup>	16,800
Calcium (%) <sup>2)</sup>	1,270
Phosporus (%) <sup>2)</sup>	0,798
Lysine (%) <sup>2)</sup>	0,611
Methionine (%) <sup>2)</sup>	0,765
Cystine (%) <sup>2)</sup>	0,724

<sup>1)</sup>Setiowati (2001); <sup>2)</sup>Rosani (2002)

Citation written superscript

Numbers should be right aligned with the numbers behind the comma must have the same digits

Appendix 13. Sample of Illustration



} Spacing = 2

Illustration 1. Decrease in E-1 and E-2 Cement Mass Movement of Simmental Cattle (n=10)

} Spacing = 3

Based on Illustration 1 show that the cement movement fluctuates.....

.....

- Illustrations can be made in various forms, including bar charts, simple curves, regression curves, and others.
- The illustration **should be in postcard size** and fill half of the page as well as the description is placed at the bottom by following the space in the new paragraph.

## Appendix 14. Samples of Citation by including Author's Name

1. Hutabarat (1994) stated that the physical factor that mostly determines the speed of growth is .....
2. Growth is a process that starts from a fertilized egg and continues into adulthood or it is expressed by an increase in body weight (Tillman *et al.*, 1998).
3. ...., while according to Blakely and Bade (1994), breeding can be done after the cattle aged 13 months old.....
4. Several recent studies (Nogt, 1987; Davidson, 1988; Robble *et al.*, 1988) using various levels of acidity concluded that.....
5. Determination of crude fiber levels of 10% and 12% based on the results of the study by Sukarni and Nur Rusidi (1995), showing that the use of 10% can still be given to local chicken rations.
6. Rajaguru (1993) cited in Rahmawan (2001) states that rubber seed oil is classified as edible oil.....
7. According to Hartadi *et al.* (1990), one of the energy values is expressed in Total Digestible Nutrients (TDN), this TDN system is more widely used than other systems because the calculation is simple. (Tillman *et al.*, 1998).

**Writing the source of literature in the narrative must be consistent: Basuki *et al.* (2016) or (Basuki *et al.*, 2016)**

## Appendix 15. Sample of References

**REFERENCES**

} Spacing = 3

- Adisa, N. 2018. Pengaruh Subsritusi Protein Bungkil Kedelai dengan Protein Daun Kelor (*Moringa oleifera*) terhadap Konsentrasi Protein, Urea dan Amonia Darah Kambing Pra Sapih (Tidak Dipublikasikan)
- Bohlin, P. 1968. Use of the scanning reflection electron microscope in the study of plant and microbial material. *J. Roy. Microscope Soc.* 88: 407-418.
- Bolsen, K.K., G. Ashbell dan Z.G. Weinberg. 1996. Silage fermentation and silage additive (Rev). *Asian-Australasian J. Anim. Sci.* 9 (5): 483-493.
- Chidananda, B.L., K.S. Prathapkumar, P.V. Srenivasiah, G.R. Lokanath dan B.S. Ramappa. 1985. Comparative performance of Japanese quail reared in cages and deep litter: body weight, feed efficiency and mortality. *Indian J. Poult. Sci.* 20 (3): 162-164.
- Dawes. C.J. 1971. *Biological Techniques in Electron Microscopy*. Edisi Kedua. Barnes & Noble, Inc., New York.
- El-Shobokshy, A.S., D.I.H. Jones, I.F.M. Marai, J.B. Owen dan C.J.C. Philips. 1989. New techniques in feed processing for cattle. Dalam : C.J.C. Philips (Editor). *New Techniques in Cattle Production*. Butterworth & Co. Ltd., London. Hal 67-86.
- Faegri, K. dan J. Iversen. 1975. *Textbook of Pollen Analysis*. Hafner Press, New York.
- Ratnawati, D., L. Affandhy, W. C. Pratiwi dan P. W. Prihandini. 2008. Pengaruh pemberian suplemen tradisional terhadap kualitas semen pejantan sapi Bali. *Prosiding Seminar Nasional Teknologi Peternakan dan Veteriner*. Bogor, 11 – 12 November 2008. Pustlitbang Peternakan, Bogor. 116 – 121.

<p>IT IS PROHIBITED CITING FROM SEMI POPULAR BOOKS, WRITTEN SUMMARY OF LECTURES, OR BLOGS.</p>
--

## Appendix 16. Sample of Author Profile

**PROFILE**} *Spacing = 3***4 X 6 PHOTO**

The author was born in Klaten, Central Java on July 9, 1983. She was the second daughter of Mr. Fatchur Rachman and Mrs. Sri Umiyati. The author attended Elementary school education at SDN Ngampin I Ambarawa and graduated in 1995, Junior High School at SMP Negeri 2 Ambarawa and graduated in 1998, and High School education at SMA Negeri 3 was completed in 2001 in the Department of Natural Sciences. The author completed all of her education in Semarang City.

In 2012, the author also continued her education by attending the Animal Science Study Program, Department of Animal Science, Faculty of Animal and Agricultural Sciences, Universitas Diponegoro (UNDIP) Semarang. The author succeeded in defending the Field Work Practice Report entitled "Breeder's Ability to Meet the Feeding Needs of Beef Cattle in Wonosari Hamlet, Purwasari Village, Wonogiri Sub-district, Wonogiri Regency" on June 24, 2015.

**THE AUTHOR CAN ADD ANY ACTIVITIES  
DURING THEIR STUDY**